

VILLA HILLS

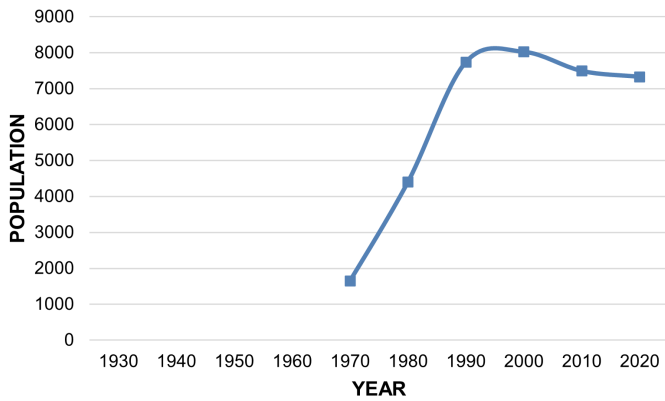
719 Rogers Road Villa Hills, KY 41017 | Phone: 859.341.1515 | <http://www.villahillsky.org/>

The City of Villa Hills was incorporated in 1962, when it was serving as a home to luscious farmland. The beginning of the main development of Villa Hills occurred with the birth of the suburb when farmers were selling their land to builders for residential uses. Today, Villa Hills continues to operate as a vibrant residential suburb.

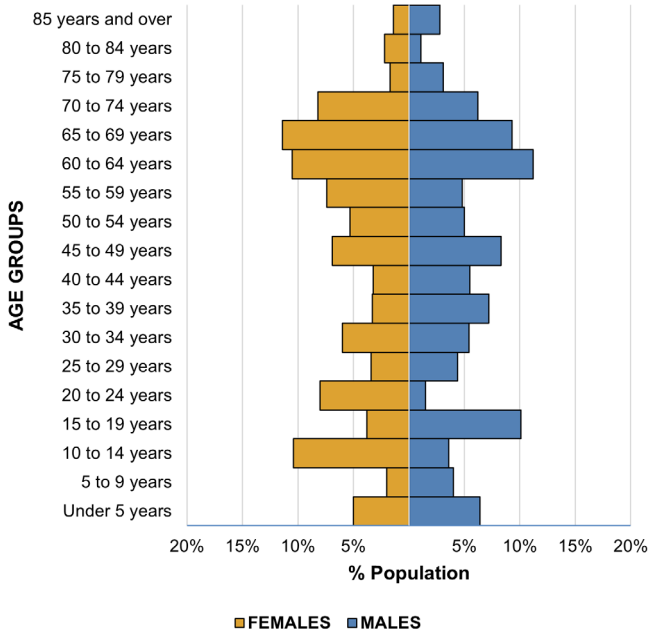
Population

	2010	2020	% Change
Total Population	7,565	7,310	-3.37%
Average Household Size	2.63	2.53	-3.80%

Population Trend



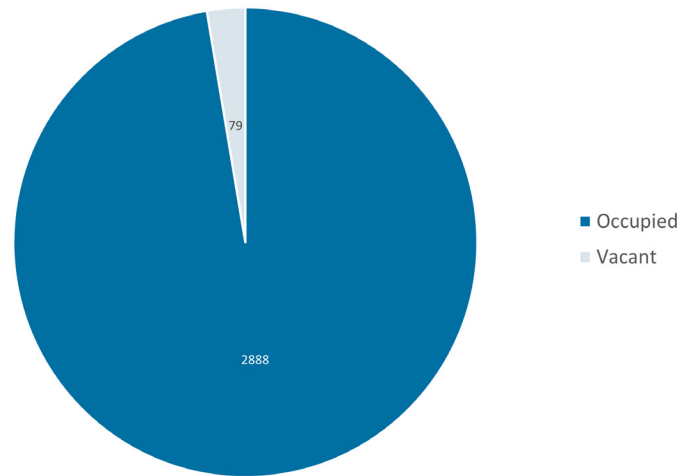
Population Pyramid (2021)



Housing

	2010	2020	% Change
Total Housing Units	3,008	2,967	-1.36%
Vacant Units	128	79	-38.28%
Occupied Units	2,880	2,888	0.28%

Housing Units (2021)



Cincinnati MSA

	2010	2020	% Change
Total Population	2,130,151	2,256,884	5.95%

Kentucky

	2010	2020	% Change
Total Population	4,339,367	4,505,836	3.84%



Land Area (2021)

Total (acres)	2,790.84
Persons Per Acre	2.62

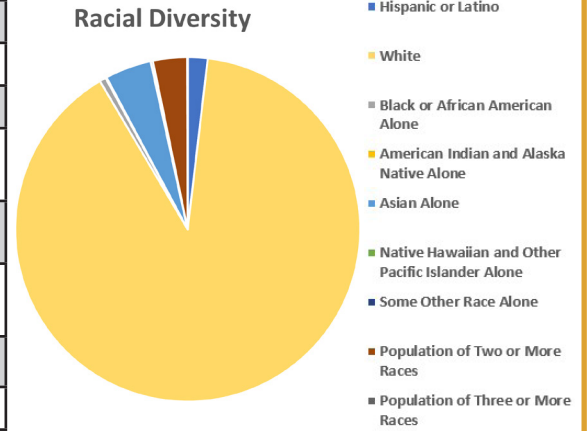
Sources:
U.S. Census Bureau | datacommons.org | <http://www.villahillsky.org/>

VILLA HILLS

719 Rogers Road Villa Hills, KY 41017 | Phone: 859.341.1515 | <http://www.villahillsky.org/>

Diversity

	Population	Percent of Population
Total Population	7,310	100.00%
Hispanic or Latino	136	1.86%
White	6,553	89.64%
Black or African American Alone	44	0.60%
American Indian and Alaska Native Alone	7	0.10%
Asian Alone	317	4.34%
Native Hawaiian and Other Pacific Islander Alone	1	0.01%
Some Other Race Alone	15	0.21%
Population of Two or More Races	234	3.20%
Population of Three or More Races	3	0.04%



Land Area (2021)

Total (acres) 2,790.84
Persons Per Acre 2.62

Sources:
 U.S. Census Bureau | datacommons.org | <http://www.villahillsky.org/>